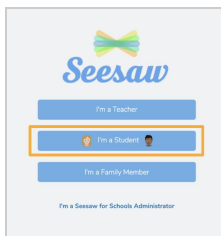


Sign In with Home Learning Codes



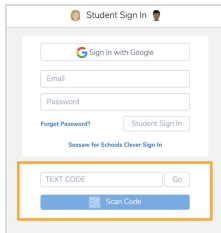
Step 1:

- ✓ Download the Seesaw **CLASS** app or visit app.seesaw.me on a computer



Step 2:

- ✓ Click 'I'm a Student'



Step 3:

- ✓ Enter your text code
- ✓ Or click 'Scan Code' and scan your QR Code

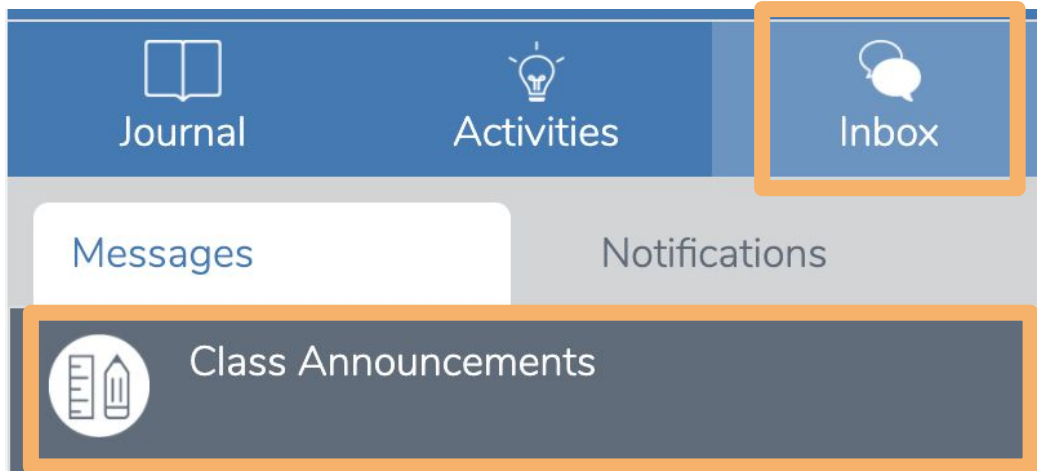
You're in!

Remember, students use the **CLASS** app from home to post to the journal and respond to activities

Find a Class Zoom Link in Seesaw

Step 1:

Click the Inbox tab



Step 2:

Click Messages - Class Announcements

Step 3:

Click the Zoom link on the left.

(This is a pretend link for demonstration only)

Our class Zoom link:

<https://concordps.zoom.us/j/97215555910?>

[pwd=a1RTSFJNaTMwZdk5SUFUFRjY0J0VEhFZz09](https://concordps.zoom.us/j/97215555910?pwd=a1RTSFJNaTMwZdk5SUFUFRjY0J0VEhFZz09)