

How to join your Google Classroom

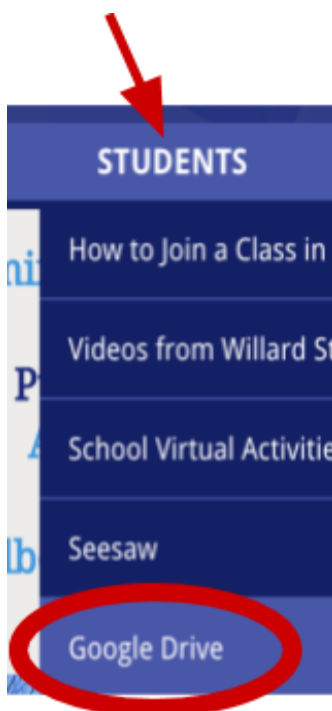
1. Open Google Chrome



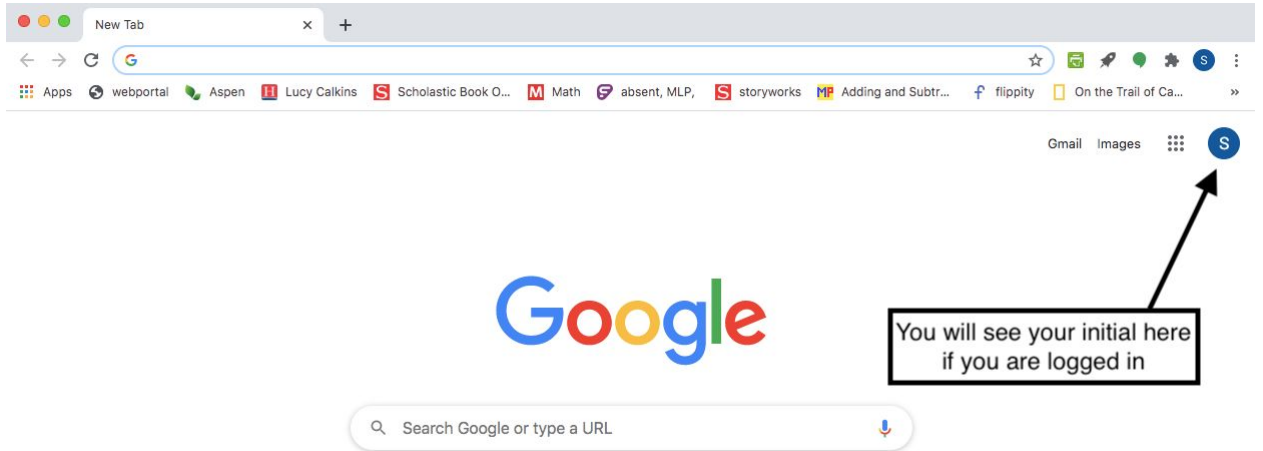
2. Type willard.concordps.org for web address




3. Click student tab and choose Google Drive



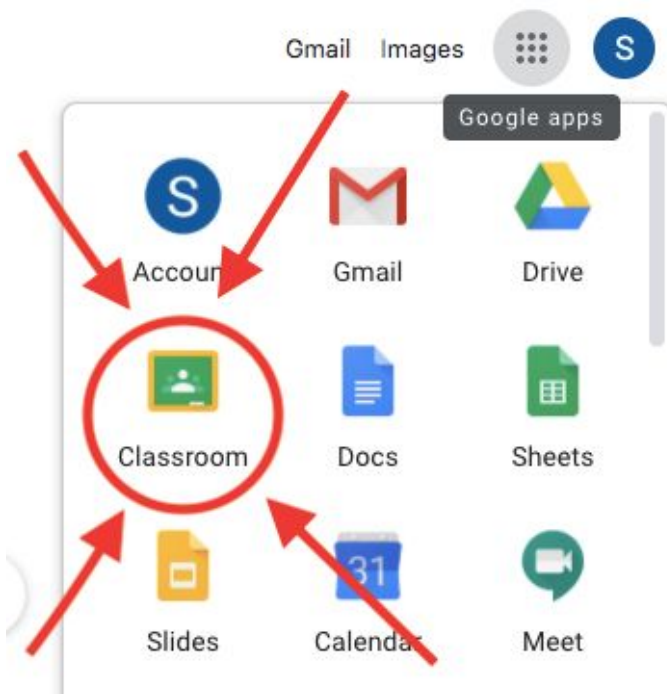
4. Make sure you are logged in (Your teacher will provide your sign in information)



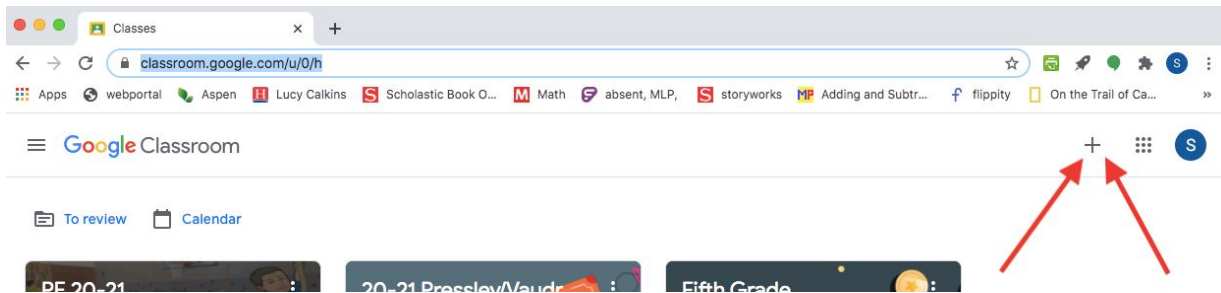
5. Click on the grid next to your initial



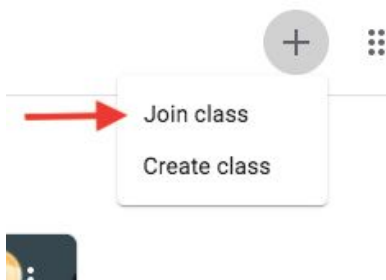
6. Click on Classroom



7. Click on the + sign in the top right corner of the page




8. Click “join class”



9. Enter the code your teacher gave you

You're currently signed in as

 **Sydney Holloman-Pressley**
shollomanpressley@concordps.org

[Switch account](#)

Class code
Ask your teacher for the class code, then enter it here.



Sydney Holloman-Pressley
shollomanpressley@concordps.org

[Switch account](#)

Class code


Ask your teacher for the class code, then enter it here.



10. Click join in the top right corner of the page

× Join class [Join](#)

You're currently signed in as

 Sydney Holloman-Presley
shollomanpresley@concordps.org [Switch account](#)

Class code

Ask your teacher for the class code, then enter it here.

Class code

11. Click “Stream” tab to find your class Zoom link

